

GRADUATE PROFILE

GRADUATE SCHOOL OF EDUCATION

Class of 2015, 2016 and 2017 in numbers and %

TOTAL NUMBER OF GRADUATES
178
2015
45/25 %

2016
64/36%

2017
69/39%

DISTRIBUTION BY MAJOR

Master of Science in Educational Leadership / 1year	60	34%
Master of Science in Educational Leadership / 2year	59	33%
School Leadership	22	12%
Higher Education	22	12%
Master of Arts in Multilingual Education	15	9%

GENDER

156  88 % 22  12%

Average age

31

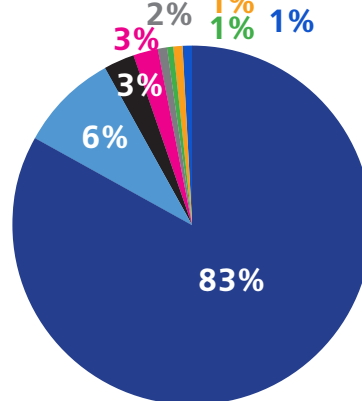
DESTINATION STATUS

Employed	137	77%
• in KZ	137	100%
Pursuing graduate education	20	11%
• in KZ	11	55%
• abroad	9	45%
Seeking employment	2	1%
Other (maternity leave, career break or no information)	19	11%

EMPLOYMENT (out of 137 employed graduates)

DISTRIBUTION ACROSS INDUSTRIES

 Education & Science	114
 Public sector	4
 Healthcare	3
 Marketing & Sales	1
 Finance	1
 Manufacturing & Production	1
 IT	1
 Other	8


Other: International Organizations, Services


PURSURING GRADUATE EDUCATION

DISTRIBUTION BY PROGRAMS

Master's	2	10%
PhD	18	90%

HOSTING COUNTRIES (BY NUMBER OF NU GRADUATES)


Max 10 graduates in one country

EXAMPLES OF HOSTING UNIVERSITIES



PHD PROGRAM

DISTRIBUTION BY PROGRAMS

PhD	9
-----	---

GENDER

8  89 % 1  11%

Average age

37

DESTINATION STATUS

Employed	6	67%
• in KZ	6	100%
Seeking employment	1	11%
Other (maternity leave, career break or no information)	2	22%

EMPLOYMENT (OUT OF 6 EMPLOYED GRADUATES)

DISTRIBUTION ACROSS INDUSTRIES

 Education & Science	6
---	---

100%

Class of 2018 in numbers and %

GRADUATE PROGRAM

TOTAL NUMBER OF GRADUATES
47

DISTRIBUTION BY MAJOR

Educational Leadership/School Leadership	29	62%
Multilingual Education/	18	38%

GENDER

42  89 % 5  11%

Average age

32

Average GPA (4.00 scale)

3.69

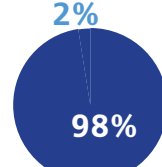
DESTINATION STATUS

Employed	40	85%
• in KZ	39	98%
• abroad	1	2%
Pursuing graduate education	1	2%
• in KZ	1	100%
Seeking employment	1	2%
Other (maternity leave, career break or no information)	5	11%

EMPLOYMENT (OUT OF 40 EMPLOYED GRADUATES)

DISTRIBUTION ACROSS INDUSTRIES

 Education & Science	39
 Other	1

Other: Telecommunication


PURSURING GRADUATE EDUCATION

DISTRIBUTION BY PROGRAMS

PhD	1	100%
-----	---	------

HOSTING COUNTRIES (BY NUMBER OF NU GRADUATES)



Kazakhstan

HOSTING UNIVERSITIES



PHD PROGRAM

DISTRIBUTION BY PROGRAMS

PhD	3	100%
-----	---	------

GENDER

3  100 %

Average age

35

DESTINATION STATUS

Employed	2	67%
• in KZ	2	100%
Seeking employment	1	33%

EMPLOYMENT (out of 2 employed graduates)

DISTRIBUTION ACROSS INDUSTRIES

 Education & Science	2
---	---

100%

Nazarbayev University Career and Advising Center

64 Turan ave., Block C2, Office 2043


Astana, Kazakhstan 010000

Landline: +7(7172)70 65 38

email: cac@nu.edu.kz, alumni@nu.edu.kz

sites: www.cac.nu.edu.kz, www.alumni.nu.edu.kz

 NU Career and Advising Center

 NUALUMNI

 #nu_cac, #nualumni

 NU Career and Advising Center

 NU CAC.Grad application, NU CAC. Job


Dated December, 2018