

GRADUATE PROFILE

SCHOOL OF ENGINEERING

Class of 2015, 2016 and 2017 in numbers and %

UNDERGRADUATE PROGRAM

TOTAL NUMBER OF GRADUATES 431

2015	2016	2017
117/27 %	139/32%	175/41%

DISTRIBUTION BY MAJOR

Electrical and Electronic Engineering	149	35%
Chemical Engineering	124	29%
Civil Engineering	93	22%
Mechanical Engineering	65	14%

GENDER

129 30 % 302 70%

Average age 25

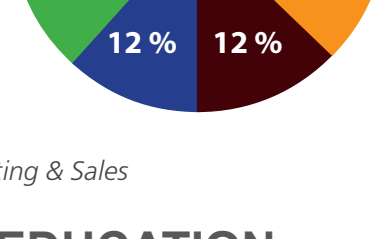
DESTINATION STATUS

Employed	238	55%
• in KZ	221	93%
• abroad	17	7%
Pursuing graduate education	157	36%
• in KZ	25	16%
• abroad	132	84%
Seeking employment	19	5%
Other (maternity leave, career break or no information)	17	4%

EMPLOYMENT (out of 123 employed graduates)

DISTRIBUTION ACROSS INDUSTRIES

Manufacturing & Production	89
Construction	30
Education & Science	28
Finance	23
Energy	10
IT	6
Public sector	3
Other	49



Other: Services, Transport & Logistics, Transport & Logistics, Marketing & Sales

PURSUING GRADUATE EDUCATION

DISTRIBUTION BY PROGRAMS

Master's	122	78%
Master's+PhD	8	5%
PhD	27	17%

TOP HOSTING COUNTRIES (BY NUMBER OF NU GRADUATES)



Max 53 graduates in one country

EXAMPLES OF HOSTING UNIVERSITIES (BY TIMES HIGHER EDUCATION RANKING)



Classes of 2015, 2016 and 2017 in numbers and %

GRADUATE PROGRAM

TOTAL NUMBER OF GRADUATES 61

DISTRIBUTION BY MAJOR

Engineering Management	33	54%
Electrical and Electronic Engineering	11	18%
Civil Engineering	9	15%
Mechanical Engineering	8	13%

GENDER

28 46 % 33 54%

Average age 28

Average GPA (4.0 scale) 3.31

DESTINATION STATUS

Employed	58	95%
• in KZ	58	100%
Pursuing graduate education	2	3%
• in KZ	2	100%
Other (maternity leave, career break or no information)	1	2%

EMPLOYMENT (out of 58 employed graduates)

DISTRIBUTION ACROSS INDUSTRIES

Manufacturing & Production	17
Education & Science	10
Energy	6
Finance	6
Construction	3
Other	16



Other: Services, Marketing & Sales, Public sector, IT

Class of 2018 in numbers and %

UNDERGRADUATE PROGRAM

TOTAL NUMBER OF GRADUATES 159

DISTRIBUTION BY MAJOR

Electrical and Electronic Engineering	63	40%
Mechanical Engineering	37	23%
Civil Engineering	33	21%
Chemical Engineering	26	16%

GENDER

53 33 % 106 67%

Average age 23

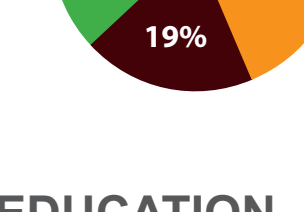
DESTINATION STATUS

Employed	49	31%
• in KZ	48	98%
• abroad	1	2%
Pursuing graduate education	69	43%
• in KZ	22	32%
• abroad	47	68%
Seeking employment	31	20%
Other (maternity leave, career break or no information)	10	6%

EMPLOYMENT (out of 49 employed graduates)

DISTRIBUTION ACROSS INDUSTRIES

Manufacturing & Production	21
Construction	9
Finance	5
Education & Science	3
Energy	2
Other	9



Other: Services, Transport & Logistics, Public sector, IT

PURSUING GRADUATE EDUCATION

DISTRIBUTION BY PROGRAMS

Master's	63	92%
Master's+PhD	3	4%
PhD	3	4%

TOP HOSTING COUNTRIES (BY NUMBER OF NU GRADUATES)



Max 44 graduates in one country

EXAMPLES OF HOSTING UNIVERSITIES (BY TIMES HIGHER EDUCATION RANKING)



Class of 2018 in numbers and %

GRADUATE PROGRAM

TOTAL NUMBER OF GRADUATES 63

DISTRIBUTION BY MAJOR

Engineering Management	21	33%
Electrical and Electronic Engineering	17	27%
Civil Engineering	13	21%
Chemical Engineering	8	13%
Mechanical Engineering	4	6%

GENDER

22 35 % 41 65%

Average age 26

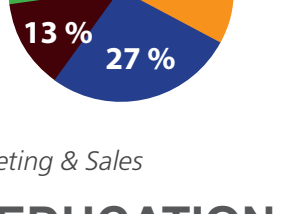
DESTINATION STATUS

Employed	48	76%
• in KZ	46	98%
• abroad	2	2%
Pursuing graduate education	5	8%
• in KZ	4	80%
• abroad	1	20%
Seeking employment	7	11%
Other (maternity leave, career break or no information)	3	5%

EMPLOYMENT (out of 48 employed graduates)

DISTRIBUTION ACROSS INDUSTRIES

Manufacturing & Production	16
Education & Science	13
Construction	6
Finance	4
Other	9



Other: Services, Transport & Logistics, Construction, Finance, Marketing & Sales

PURSUING GRADUATE EDUCATION

DISTRIBUTION BY PROGRAMS

Master's	1	20%
PhD	4	80%

TOP HOSTING COUNTRIES (BY NUMBER OF NU GRADUATES)



Max 4 graduates in one country

HOSTING UNIVERSITIES



Nazarbayev University Career and Advising Center
64 Turan ave., Block C2, Office 2043
Astana, Kazakhstan 010000
Landline: +7(7172)70 65 38

email: cac@nu.edu.kz, alumni@nu.edu.kz
sites: www.cac.nu.edu.kz, www.alumni.nu.edu.kz

NU Career and Advising Center
NUALUMNI
#nu_cac, #nualumni
NU Career and Advising Center
NU CAC.Grad application, NU CAC. Job



Dated December, 2018